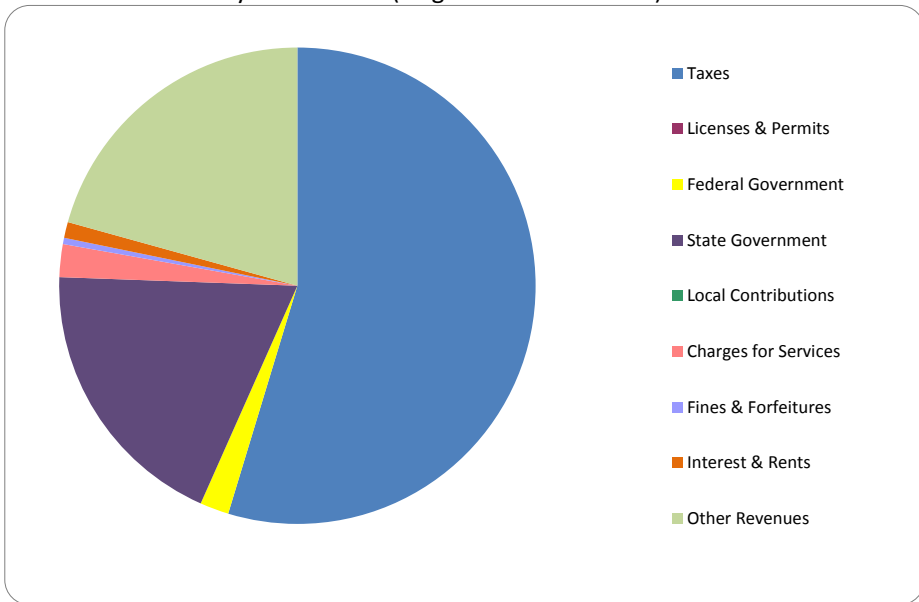


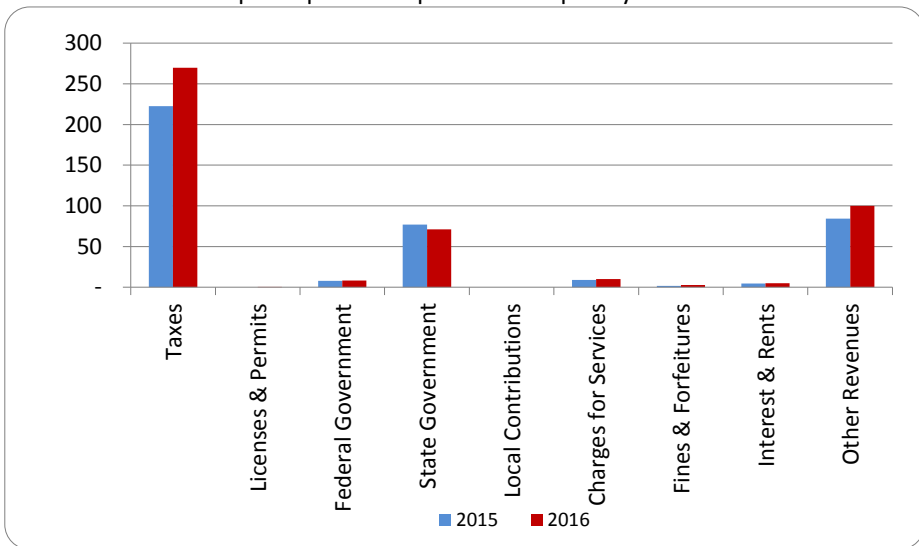
1. Where our money comes from (all governmental funds)



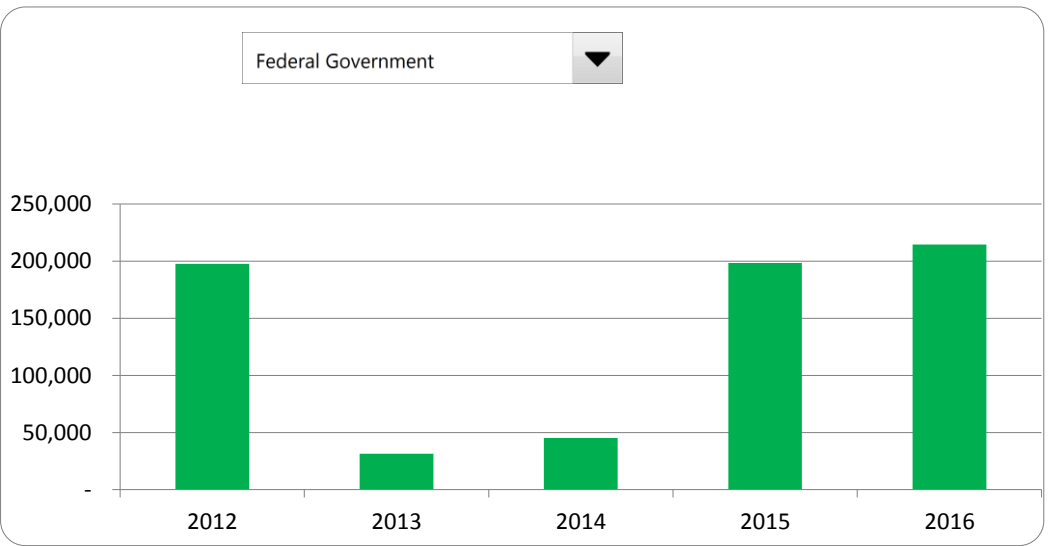
2. Compared to the prior year

	<u>2015</u>	<u>2016</u>	<u>% change</u>
Taxes	\$ 5,534,591	\$ 6,952,345	25.62%
Licenses & Permits	-	1,000	N/A
Federal Government	198,433	214,558	8.13%
State Government	1,914,805	1,833,180	-4.26%
Local Contributions	-	-	N/A
Charges for Services	225,422	262,470	16.43%
Fines & Forfeitures	43,017	68,885	60.13%
Interest & Rents	109,041	129,655	18.90%
Other Revenues	2,094,170	2,573,111	22.87%
<b>Total Revenues</b>	<b>\$ 10,119,479</b>	<b>\$ 12,035,204</b>	<b>18.93%</b>

3. Revenue sources per capita - compared to the prior year



4. Historical trends of individual sources



Commentary:

For more information on our unit's finances, contact Dan O'Leary at Township Supervisor.